

HZK Series

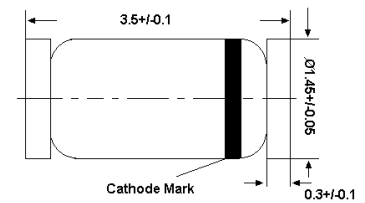
Silicon Epitaxial Planar Zener Diodes

for stabilized power supply

Features

- LL-34 package is suitable for high-density surface mounting and high speed assembly.
- Low leakage, low zener impedance and maximum power dissipation of 500 mW.
- Wide spectrum from 1.9 V through 38 V of zener voltage provide flexible application.

LL-34



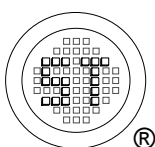
Glass case MiniMELF
Dimensions in mm

Absolute Maximum Ratings ($T_a = 25\text{ }^\circ\text{C}$)

Parameter	Symbol	Value	Unit
Power Dissipation	P_{tot}	500	mW
Junction Temperature	T_j	175	$^\circ\text{C}$
Storage Temperature Range	T_{stg}	- 55 to + 175	$^\circ\text{C}$

Characteristics at $T_a = 25\text{ }^\circ\text{C}$

Parameter	Symbol	Max.	Unit
Forward Voltage at $I_F = 100\text{ mA}$	V_F	1	V



SEMTECH ELECTRONICS LTD.
Subsidiary of Sino-Tech International (BVI) Limited



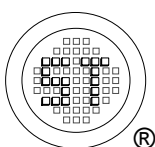
Dated : 18/07/2009

HZK Series

Characteristics at $T_a = 25\text{ }^\circ\text{C}$

Type	Zener Voltage ¹⁾			Reverse Current		Dynamic Resistance	
	V_Z		at I_{ZT}	I_R	at V_R	Z_{ZT}	at I_{ZT}
	Min. (V)	Max. (V)	(mA)	Max. (μA)	(V)	Max. (Ω)	(mA)
HZK2B	1.9	2.3	5	5	0.5	100	5
HZK2C	2.2	2.6	5	5	0.5	100	5
HZK3A	2.5	2.9	5	5	0.5	100	5
HZK3B	2.8	3.2	5	5	0.5	100	5
HZK3C	3.1	3.5	5	5	0.5	100	5
HZK4A	3.4	3.8	5	5	1	100	5
HZK4B	3.7	4.1	5	5	1	100	5
HZK4C	4	4.4	5	5	1	100	5
HZK5A	4.3	4.7	5	5	1.5	100	5
HZK5B	4.6	5	5	5	1.5	100	5
HZK5C	4.9	5.3	5	5	1.5	100	5
HZK6A	5.2	5.7	5	5	2	40	5
HZK6B	5.5	6	5	5	2	40	5
HZK6C	5.8	6.4	5	5	2	40	5
HZK7A	6.3	6.9	5	1	3.5	15	5
HZK7B	6.7	7.3	5	1	3.5	15	5
HZK7C	7.2	7.9	5	1	3.5	15	5
HZK9A	7.7	8.5	5	1	5	20	5
HZK9B	8.3	9.1	5	1	5	20	5
HZK9C	8.9	9.7	5	1	5	20	5
HZK11A	9.5	10.3	5	1	7.5	25	5
HZK11B	10.2	11.1	5	1	7.5	25	5
HZK11C	10.9	11.9	5	1	7.5	25	5
HZK12A	11.6	12.7	5	1	9.5	35	5
HZK12B	12.4	13.4	5	1	9.5	35	5
HZK12C	13.2	14.3	5	1	9.5	35	5
HZK15	14.1	15.5	5	1	11	40	5
HZK16	15.3	17.1	5	1	12	45	5
HZK18	16.9	19	5	1	13	55	5
HZK20	18.8	21.1	2	1	15	60	2
HZK22	20.9	23.3	2	1	17	65	2
HZK24	22.9	25.5	2	1	19	70	2
HZK27	25.2	28.6	2	1	21	80	2
HZK30	28.2	31.6	2	1	23	100	2
HZK33	31.2	34.6	2	1	25	120	2
HZK36	34.2	38	2	1	27	140	2

¹⁾ Tested with pulses $t_p = 20\text{ ms}$.



SEMTECH ELECTRONICS LTD.
Subsidiary of Sino-Tech International (BVI) Limited



Dated : 18/07/2009

HZK Series

Fig.1- Zener current versus zener voltage

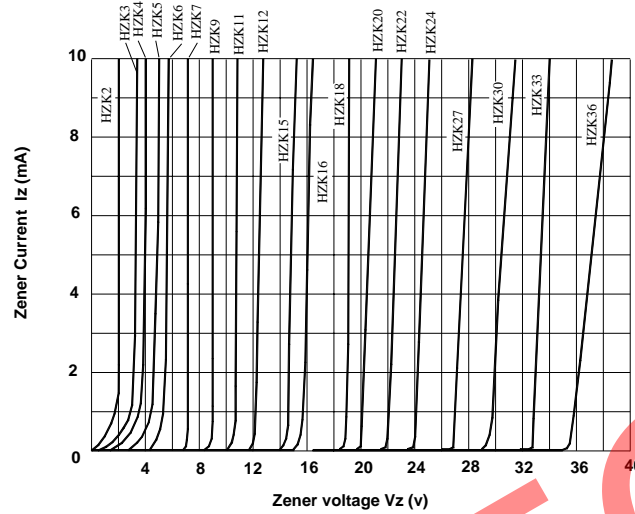


Fig.2 Temperature Coefficient Vs. Zener voltage

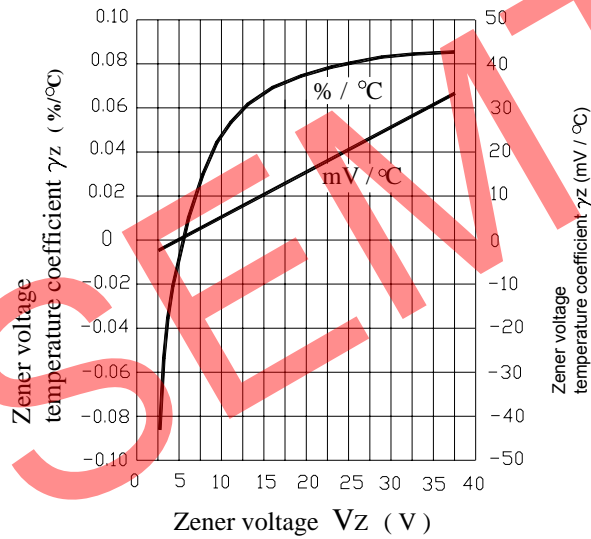
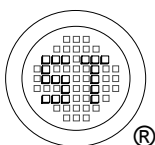
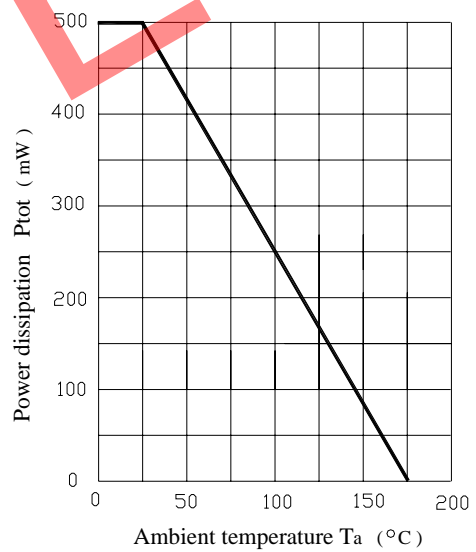


Fig. 3 Power dissipation Vs. Ambient temperature



SEMTECH ELECTRONICS LTD.
Subsidiary of Sino-Tech International (BVI) Limited



Dated : 18/07/2009